



**DIRECTOR OF STATE COURTS  
OFFICE OF MANAGEMENT SERVICES**

**TRAVEL GUIDE**  
FOR  
**COURT SYSTEM EMPLOYEES**

Rates Effective November 1, 2023

State travel reimbursement regulations are established in the compensation plan proposed by the Division of Personnel Management (DPM) in the Department of Administration and approved by the legislative Joint Committee on Employment Relations. These reimbursement regulations apply to all elected officials and court employees.

The Wisconsin Court System uses the STAR Financial System, an online, web-based financial system managed by the State of Wisconsin, Department of Administration. All Court System Employees must use STAR to request reimbursement of business-related travel expenses. Employees will be reimbursed for authorized travel expenses on a payroll check. Tips for using STAR for travel are included in this guide.

The full Courts Travel Policy is available here: [Courts Travel Policy](#)  
The full detailed travel job aid is available here:

---

**ASSISTANCE WITH TRAVEL EXPENSE REPORTS**

---

Please do not hesitate to contact Management Services for assistance with your travel expense reports, and with any travel related questions you may have.

**Assistance with using STAR to submit a Travel Expense Report Email:**

- [Fiscal.Office@Wicourts.gov](mailto:Fiscal.Office@Wicourts.gov)

**Assistance Logging in to the STAR System (eIAM username and password):**

- Elizabeth Behnke ..... [Elizabeth.Behnke@WICOURTS.GOV](mailto:Elizabeth.Behnke@WICOURTS.GOV)
- Terry Hopkins ..... [Terry.Hopkins@WICOURTS.GOV](mailto:Terry.Hopkins@WICOURTS.GOV)

---

## \*\*TRAVEL REIMBURSEMENT SUBMISSION TIMELINE\*\*

---

**ALL Travel Expense Reports MUST be submitted through the STAR system within 60 days of the date the expense was incurred.** Expense Reports submitted after 60 days may not be eligible for reimbursement and if processed may be taxable.

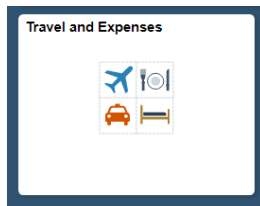
---

## USING STAR TO SUBMIT A TRAVEL EXPENSE REPORT

---

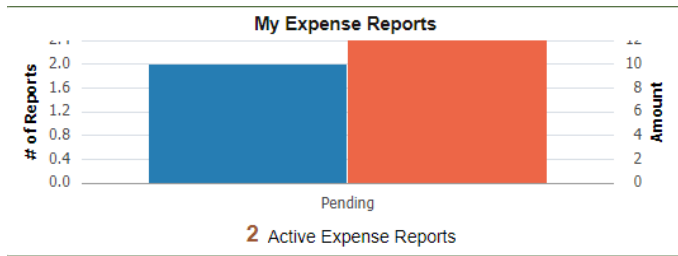
1. **Log in to the STAR Travel website at <https://travelexpense.wi.gov>**
  - You will use your eIAM username and password to log in.
  - *TIP:* STAR works best in the Google Chrome Browser

2. **Click on Travel and Expense Tile**

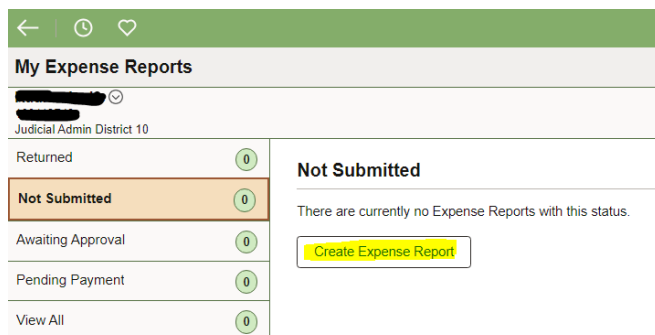


3. **Click on My Expense Reports**

- Review any pending or unsubmitted/saved reports you may have before creating a new report.



4. **Click on Create Expense Report**



- **IF Business Purpose = Conf/Conv/Training: Enter ONE expense report per event** and use the month and year to help distinguish between annual events (e.g. “Judicial Conference 2023”)

**General Information**

\*Business Purpose  ▼

\*Description

Default Location  Q

Reference  Q

- **IF Business Purpose = Business Travel or Courts – Assignments: Enter ONE expense report bi-weekly**

**General Information**

\*Business Purpose  ▼

\*Description

Default Location  Q

Reference  Q

- Think of the Expense Report as your travel story. Start at the beginning of your trip and work through all the parts of your trip that are reimbursable within the same report.
- **To begin entering expenses, use the dropdown menu in *Expense Report Action*. Choose *Add Expense Lines***

**Expense Details**

Expense Report Action  ▼

- For each expense you will need to fill out:
  - **Date** – this is the date of the travel expenditure.
  - **Expense Type** – choose appropriately from the drop down menu.
- When an expense type is chosen, **the system determines the remaining required fields for the expense type, as well as if a receipt is required**, as soon as the expense type is selected.

**For all Meal expense types, Leave and Return Time is required. The defaulted time for both of these fields is 12:00AM.**

- If the times are not updated and left to the defaulted values, an **error message** will be displayed. Your eligibility for meal reimbursement is dependent on your departure and return times. **Remember:** Return time means the time you returned to your headquarters city, not when you left the event.

- If a Meal type is an overnight, the 24 hrs button can be used to have the system default in a 24 hour timeframe.
- The chart below covers common reimbursable items and whether or not a receipt is needed:

Receipt Required	NO Receipt Needed
<ul style="list-style-type: none"> <li>○ Airfare</li> <li>○ Airline Luggage Fees</li> <li>○ Taxi/Limo/Rideshare over \$25</li> <li>○ Shuttle bus fees</li> <li>○ Vehicle Rentals</li> <li>○ Hotel Rooms (“Folio” from Hotel)</li> <li>○ Registration Fees over \$25</li> <li>○ Single parking cost of over \$25</li> <li>○ Laundry service</li> </ul>	<ul style="list-style-type: none"> <li>○ Meals within state rates</li> <li>○ Parking \$25 or under.</li> <li>○ Mileage Car</li> <li>○ Mileage Car (TD)</li> </ul>

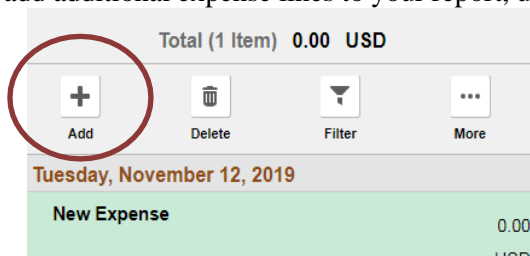
- Detailed instructions on how to upload a receipt in STAR are shown in the “Attaching Receipts in STAR Expense Vouchers” job aid:  
<https://www.wicourts.gov/staff/docs/attachingreceiptsinstar.pdf>
  - **NOT ACCEPTED AS A RECEIPT: Credit card statements or credit card bills.** These are not acceptable substitutes for a receipt or documentation because these lack sufficient detail.
  - **Do NOT upload credit card statements or credit card bills to STAR.** They contain your confidential information and should NOT be shared.
  - **No Need to attach a receipt for meals under the state rates, shown on page 6.**

**5. Attach Additional Documentation if needed**

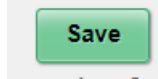
- For certain types of travel, such as for conferences or out of state events, additional information is required as a part of your travel expense report. Examples of additional documentation are:
  - A copy of the conference announcement (contains hotel location and room rate)
  - A copy of the conference agenda.
  - Out of State Travel authorization [form CS-102](#) (judges) or written authorization from Director.
- Attach any additional information in the same manner as receipts.

**6. Add Additional Lines to the Report until all of your travel expenses are included.**

- To add additional expense lines to your report, use the plus (+) button on left side of the page




7. **Save Expense Report** by pressing the Save button in the upper right hand corner. It is recommended that you save early and save often so that changes do not get lost.



8. **Before you can submit your report, any errors need to be corrected.** Errors are identified with red flags. Examples could be – not submitting a receipt when required, not having an expense accounting code set up, or submitting a report more than 60 days after the expenses were incurred. Management Services can assist in correcting those errors if you are unsure what to do.

See below for common errors and how to fix it:

- Expense Entry Errors: *Travel Return Time...*
  - Update the “Leave” and “Return” times
- Expense Entry Errors: *Explanation required...*
  - Enter an explanation under *Exception Comments* to “clear” the red flag 

Total (2 Items) 90.80 USD		Meals In-State NoOvernight - 04/02/2024	
<div style="border: 1px solid #ccc; padding: 5px;"> <div style="display: flex; justify-content: space-between; align-items: center;"> <span>+ Add</span> <span>🗑️ Delete</span> <span>🔍 Filter</span> <span>⋮ More</span> <span>Asc ▾</span> </div> <hr/> <div style="margin-bottom: 5px;"> <p>▼ Tuesday, April 02, 2024</p> <p><b>Meals In-State NoOvernight</b> 50.00 USD</p> <p>lunch</p> </div> <div style="margin-bottom: 5px;"> <p>▼ Wednesday, April 03, 2024</p> <p><b>Mileage Car</b> 40.80 USD</p> <p>Round Trip</p> </div> </div>		<div style="border: 1px solid #ccc; padding: 5px;"> <div style="background-color: #fff9c4; padding: 5px; margin-bottom: 10px;"> <p><b>Expense Entry Errors</b></p> <p>Correct the following errors prior to submission:</p> <ul style="list-style-type: none"> <li>Travel Return Time cannot be same as Travel Leave Time.</li> <li>Authorized Amount – Explanation required for amount over authorized limit of 45.00 USD.</li> </ul> </div> <div style="margin-bottom: 10px;"> <p>*Expense Date: 04/02/2024</p> <p>*Expense Type: Meals In-State NoOvernight</p> <p>*Description: lunch</p> </div> <div style="margin-bottom: 10px;"> <p>Payment Details</p> <p>*Payment: Payroll</p> <p>*Amount: 50.00 USD</p> </div> <div style="margin-bottom: 10px;"> <p>Additional Information</p> <p>*Expense Location: Ladysmith, WI</p> <p>*Leave Time(HH-MMAM/PM): 12:00AM</p> <p>*Return Time(HH-MMAM/PM): 12:00AM <span style="border: 1px solid #ccc; padding: 2px;">24 hrs</span></p> <p>Attach Receipt &gt;</p> <p>Accounting 1 &gt;</p> <p style="text-align: right;"><a href="#">Receipt Split</a></p> </div> <div style="margin-bottom: 10px;"> <p>Exceptions</p> <p>Non-Reimbursable Expense <input type="checkbox"/> No</p> <p>No Receipt <input type="checkbox"/> No</p> </div> <div style="margin-bottom: 10px;"> <p>Exception Comments</p> <p style="text-align: right; background-color: #fff9c4; padding: 2px;">Location Amount Exceeded</p> <p style="text-align: right; background-color: #fff9c4; padding: 2px;">No Comments &gt;</p> </div> </div>	

- Expense Entry Errors: *Combo error for fields FUND\_CODE/ CLASS\_FLD in group FUND\_APP*
  - Send an email to [Fiscal.Office@WICourts.gov](mailto:Fiscal.Office@WICourts.gov) so we can update your EX profile

**Expense Entry Errors**

Correct the following errors prior to submission:

- Combo error for fields FUND\_CODE/ CLASS\_FLD in group FUND\_APP.

9. **Review and Submit** your Expense Report. It will go to your supervisor for approval and Management Service for processing. This is a three step process. Be sure to hit submit.




---

## REIMBURSEMENT RATES AND RULES

---

As you fill out your Expense Report, or when you are scheduling business travel, please be aware of the following reimbursement rates and rules.

### MEAL EXPENSES

Meal reimbursement amounts include tax and tip (15% maximum tip). Meal reimbursement rates are:

In State		Out of State	
Breakfast	\$10.00	Breakfast	\$11.00
Lunch	\$12.00	Lunch	\$17.00
Dinner	\$23.00	Dinner	\$27.00

**Meal Eligibility.** Your eligibility to claim meals is dependent on your departure and return times. To be eligible for the following meals, these time frames apply:

- **Breakfast** - you must **leave home at or before 6:00a.m.**
- **Lunch** - you must **leave your headquarter city at or before 10:30 a.m. and return at or after 2:30 p.m.** (this return time applies even if you have been gone for several days).
- **Dinner** - you must **return home or to your headquarter city (whichever is earlier) at or after 7p.m.**

**Meal Totals.** If you are entitled to reimbursement for two or more consecutive meals in a single day, you may exceed the maximum amount for one or more meals as long as the total amount claimed for the eligible meals is not greater than the combined maximum reimbursement rate for those meals. For example, if you are eligible to claim lunch and supper, you can spend a total of \$35 for both meals without concern for individual meal maximums. Each day is considered separately for the application of this policy.

**Meals at Conferences.** If you claim meal expenses while at a conference, you must attach an electronic copy of the conference agenda to your travel voucher to ensure a meal was not offered at the conference. If meals are included with a conference registration and you elect not to eat them, you are not eligible for those meal reimbursements.

**Meals Purchased for Others.** If you claim expenses for a meal you purchased for another person or persons, you must attach the meal receipt and list the person(s) for whom the meal was purchased on your travel voucher. The expense for this item should be listed separately from your own meal. Reimbursements for meals purchased for others are taxable.

## **LODGING/HOTEL EXPENSES**

**Maximum Lodging Rates.**

The following chart shows the maximum reimbursement rates for different scenarios. Some exceptions apply, also noted below.

In State	In State Milwaukee, Racine, Waukesha counties	Out of State
\$98/night	\$103/night	\$103/night
Tax Exempt	Tax Exempt	May pay tax if charged

- **Conference Site Lodging.** The Director of State Courts may authorize lodging at a conference site where lodging costs exceed the state maximum if it enables the employee to gain professional benefits due to the interaction with other attendees. Attach the Director’s travel authorization form or email. No additional statement of justification is required.
  
- **Documentation for Higher Than State Maximum Lodging Rates.** The Director of State Courts or his or her designee in the Office of Management Services may determine if it is in the best interest of the State to specify an alternate lodging accommodation for reasons of security, facility quality, proximity to the business location, or when it is determined that unavoidable additional expenses would be incurred by trying to adhere to the specified maximums. If this lodging rate exceeds the state maximum, the employee must obtain the Director of State Courts’ or the designee’s approval to stay at alternate lodging accommodation and the approval and justification that an employee is authorized to stay at an alternate lodging accommodation. If you received an email from the Director or his or her designee with prior approval, a .pdf of the email should be attached to your expense report.
  
- **Eligibility for lodging reimbursement.** Employees are eligible for lodging reimbursement for travel to a location that is 50 miles or more from the employee’s headquarters city. Exceptions to this policy are as follows:

Distance	Purpose	Eligibility
----------	---------	-------------

30 miles from headquarters, if distance from employee's home to assignment also exceeds 30 miles.	Assignment Outside of Headquarters City	For assignments lasting two or more business days
25 miles	Certain Judicial Events	Judges and District Court Administrators attending Judicial Conference or New Judge Orientation
0 miles	Judicial College	Judges attending Judicial College

## TRANSPORTATION/MILEAGE EXPENSE

### Mileage Reimbursement:

	Employees Based in Dane County	Employees Based OUTSIDE Dane County	Judges
<b>State Fleet Car</b>	<p><b>Consider using a State Fleet Vehicle</b> for car Travel. Fleet vehicles can be requested here: <a href="https://fleetportal.wi.gov">https://fleetportal.wi.gov</a></p> <ul style="list-style-type: none"> <li>The login is your eIAM username and password.</li> </ul>	Fleet Vehicles not available	Fleet Vehicles are only an option for Judges based in Dane County.
<b>Personal Car – Round Trip <u>LESS THAN 100 miles</u></b>	<p>Mileage will be reimbursed at \$0.51/mile</p> <hr/> <p style="text-align: center;"><b>Expense Type: Mileage Car</b></p> <hr/>	<p>Mileage will be reimbursed at \$0.51/mile</p> <hr/> <p style="text-align: center;"><b>Expense Type: Mileage Car</b></p> <hr/>	Judges are not eligible for reimbursement for mileage traveled within their base County.
<b>Personal Car – Round Trip <u>GREATER THAN 100 miles</u></b>	<p><b>If you choose to use your personal vehicle</b> you will be reimbursed at \$0.352/mile</p> <hr/> <p style="text-align: center;"><b>Expense Type: Mileage Car (TD)</b></p> <hr/> <p><b>If you attempt to reserve a fleet car and there is not one available causing you to use your personal car</b> you can claim reimbursement at \$0.51/mile.</p>	<p>Mileage will be reimbursed at \$0.51/mile</p> <hr/> <p style="text-align: center;"><b>Expense Type: Mileage Car</b></p> <hr/>	<p>Mileage will be reimbursed at \$0.51/mile</p> <hr/> <p style="text-align: center;"><b>Expense Type: Mileage Car</b></p> <hr/>

**Calculating Mileage.** When calculating miles driven you **must use the shorter of these two options:**



home to worksite or headquarters city to worksite. You can measure mileage using google maps or the odometer on your car.

- **Example 1-** Judge Franny Flowers lives in Portage and works in Madison. She is attending a conference in Milwaukee. The distance from Portage to Milwaukee is 106 miles. However, the distance from Madison, her headquarters city, to Milwaukee is only 79 miles. Judge Franny Flowers can claim 79 miles (158 for round trip) *EVEN IF* she left from her home that morning instead of the office.
- **Example 2** – Court Reporter Larry Leaf lives in Lake Mills but works in Janesville. He is attending training in Oshkosh. The distance from his home in Lake Mills to Oshkosh is 71 miles. This distance from his office in Janesville to Oshkosh is 125 miles. In this case, Larry Leaf should use the mileage from his home in Lake Mills as that is the shorter distance.

**Car Rental.** Normally, employees shall not rent cars. When a "car rental" is deemed the most cost-efficient means of transportation in a particular situation, a written justification must be attached to the travel voucher along with the original receipt.

## **NON REIMBURSABLE EXPENSES**

**The following items are NOT reimbursable and should NOT be claimed** on your travel expense reports:

- Expenses not related to state-business.
- Alcoholic beverages.
- Spouse or family member's travel costs.
- Lost or stolen cash or personal property.
- Personal items and services (i.e. luggage, clothes, etc.)
- Laundry service when the trip is less than three days.
- Traffic citations, parking tickets, and other fines.
- Additional charges incurred for personal reasons involving vehicle rentals.
- Locksmith charges on fleet, rental, or personal vehicle except when fleet or rental vehicles experience mechanical problems.
- Excess cost of circuitous or side trips for personal reasons.
- Parking costs at the assigned workplace.
- For employees who work remotely, expenses for travel and parking to their headquarters city.
- Repairs, towing service, lubrication, etc. for personal vehicles.
- Meals included in the cost of airfare, registration fees, lodging, etc.
- Pay for view movies in hotel/motel rooms.
- Extra costs for additional persons in room.
- Charges for late checkout or un-cancelled guaranteed reservations (unless justified).
- Lodging at unlicensed facilities (including prohibition of VRBO, AirBnB).
- Lodging at private residences.
- Lodging within 50 miles of the headquarters city unless otherwise meeting eligibility above.
- Flight insurance.
- Airline charges to modify seat selections or select a premium seat.